

# SubstiTUBE® Advanced T8



## Benefit:

innovative LED-lamp, easy and safe to use with direct AC input

THD≤20%, supports stable power grid quality.

SDCM ≤5, provides excellent light quality

Lower maintenance cost thanks to longer lifetime than traditional Fluorescent.

Quick, simple and safe replacement. Correct operation temperature -20° ... +50°C

## Technical Features

- T8 LED tube made of glass with G13 base
- Weight: <500g
- Replace for fluorescent T8 tube
- Up to 50.000 h lifetime (L70B50)
- CCT: 4000K, 6500K
- Length: 2FT (0.6m) / 4FT(1.2m) / 5FT(1.5m)

## Application:

- Train Station
- Underground subway
- Supermarket, retail store
- Parking lot
- Office

## Electrical and photometric data (rated value)

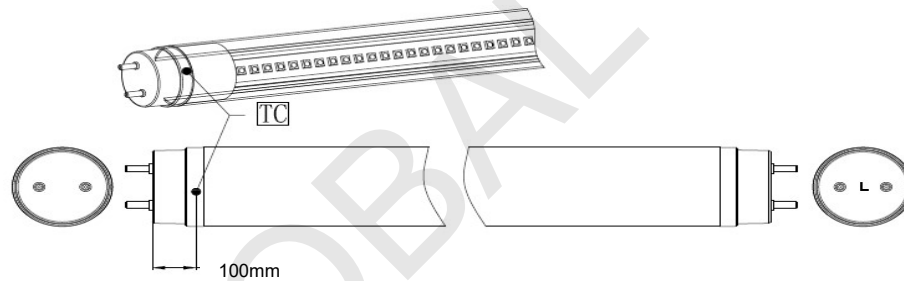
	Voltage [V]	Frequency [Hz]	Power (100%) [W]	Lumen Flux(100%) [lm]	CCT [K]	PF	CRI (Ra)
ST8A-0.6M 7,3W/865 220-240V EM	220-240	50/60	7.3	1100	6500	0.9	80
ST8A-0.6M 7,3W/840 220-240V EM	220-240	50/60	7.3	1100	4000	0.9	80
ST8A-1.2M 14W/865 220-240V EM	220-240	50/60	14	2100	6500	0.9	80
ST8A-1.2M 14W/840 220-240V EM	220-240	50/60	14	2100	4000	0.9	80
ST8A-1.5M 20,6W/865 220-240V EM	220-240	50/60	20.6	3100	6500	0.9	80
ST8A-1.5M 20,6W/840 220-240V EM	220-240	50/60	20.6	3100	4000	0.9	80

1. All technical parameters apply to the entire lamp. Because of the complex manufacturing process for light-emitting diodes (LEDs), the specified typical values for LED technical parameters represent only purely statistical variables. They do not necessarily correspond to the actual technical parameters for each individual product which can deviate from the typical value. For parameter of Lumen and Watt, production control tolerance with ±10% in delivery.
2. L70B50 is the average operating life of the LED Lamp during which the luminous flux is greater than or equal to 70% of the initial luminous flux, for 50% of the population. The lifetime is estimated at room temperature (25deg C), free air burning, base up position.

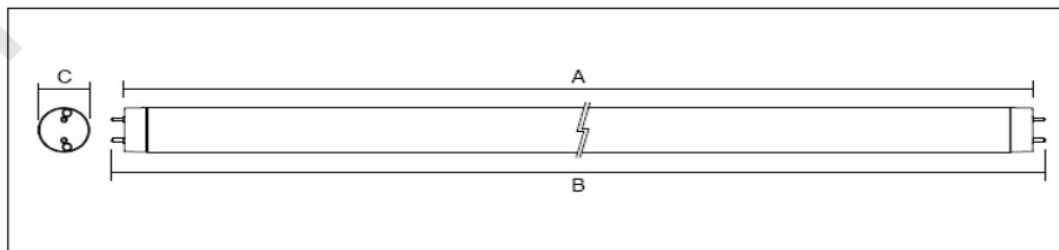
## Common Characteristics

Lifetime @L70B50 (hrs) <sup>2</sup>	Color Rendering Index	SDCM	Beam Angle (50% light intensity)	Operating Temp.(°C)
50,000	≥80	≤5	>180°	-20 ~ +50
Start up time (s)	Tube material	Weight(g)	PF	Dimming
<0.5	glass	<200	>0.9	NO

Minimum / Maximum ratings	Ambient temperature Ta	Maximum temperature Tc	Storage temperature Ts [°C]
ST8A-0.6m-7.3W	-20~50°C	<75 °C	-20°... 80°C
ST8A-1.2m-14W	-20~50°C	<75 °C	-20°... 80°C
ST8A-1.5m-20.6W	-20~50°C	<75 °C	-20°... 80°C



Drawings	B (mm)	C (mm)	Net Weight (g)
ST8A-0.6m-7.3W	<604	<28	116
ST8A-1.2m-14W	<1213.6	<28	200
ST8A-1.5m-20.6W	<1514.2	<28	260



## Safety and application notes


- The SubstiTUBE® Advanced T8 Tube must be handled with care. Do not operate product in a damaged condition.
- When operating with double side input wiring, SubstiTUBE® Starter has to be inserted to replace the conventional fluorescent lamp starter. If the conventional starter is not replaced, the SubstiTUBE® Advanced T8 Tube will start blinking and be damaged!
- Do not use SubstiTUBE® Advanced T8 Tube in luminaires which do not have any conventional starter or whereby the conventional starter cannot be replaced. Otherwise, rewiring is needed.
- Not suitable for luminaires with serial lamp connection i.e. more than one tube at one magnetic ballast.
- The SubstiTUBE® Advanced T8 Tube emits light at a limited angle, unlike conventional fluorescent tubes in 360° omni-direction.
- Due to the light distribution characteristic of the SubstiTUBE® Advanced T8 Tube the resulting luminaires light characteristic is likely to change. It is not guaranteed that e.g. standards for lighting at working places will be complied with after replacement. A photometric check of the installation is highly recommended.
- The effective energy savings depend on the efficiency of the luminaire setup to be replaced and should be considered individually in each case. Particularly magnetic ballast losses are reduced to ohmic losses and are normally only about 1W.
- The SubstiTUBE® Advanced T8 Tube is protected according to IP20. Applications with external risk of moisture and dust can be served with an adequately protected luminaire.
- SubstiTUBE® Advanced T8 products differ in their diameters and geometries from fluorescent lamps. Their use in open batten luminaires with gaskets is possible if no excessive force is expended during the fixing. Obtaining the necessary IP protection in open batten luminaires with gaskets cannot be ensured.
- SubstiTUBE® Advanced T8 Tubes can be driven directly on line voltage. In order to grant a safe operation mode please refer to the installation instructions for further information.
- Photobiological Safety of lamps and lamp systems according to IEC 62471. Risk Group: Exempt



Dimming not allowed



Lamp suitable for  
50 Hz or 60 Hz  
operation



LED replacement  
starter



Lamp to be used in  
dry conditions or  
in a luminaire that  
provides protection



Lamp not suitable for  
emergency operation


## Installation Guide

### 1) Retrofitting a CCG luminaire accord. to EN 62776

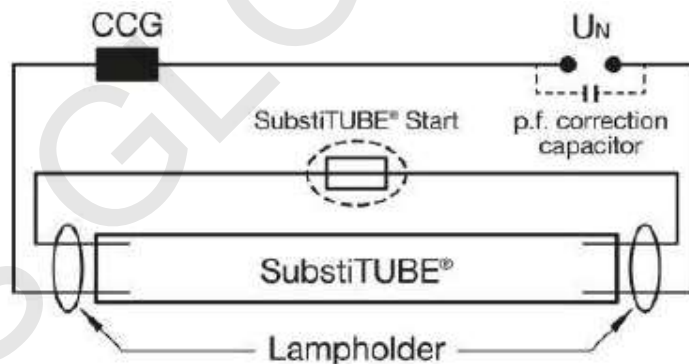
Replacing fluorescent T8 tube and installed starter by SubstiTUBE® EM Tube and SubstiTUBE® Starter

**Below is an example for typical lamp holder types**

- ✓ Please ensure that the voltage supply is disconnected.
- ✓ Carefully remove the fluorescent tube and conventional starter according to the lamp holder type
- ✓ Insert SubstiTUBE® EM Tube and SubstiTUBE® Starter properly.



- ✓ Turn the conventional lamp 90° and take it out of the socket.
- ✓ Remove the conventional starter by turning it.
- ✓ Insert and latch the SubstiTUBE® Starter into starter socket.
- ✓ Insert SubstiTUBE® EM Tube into socket and locate into position by turning 90°.
- ✓ Check light the emission direction



*Circuit diagram of a retrofitted CCG luminaire*

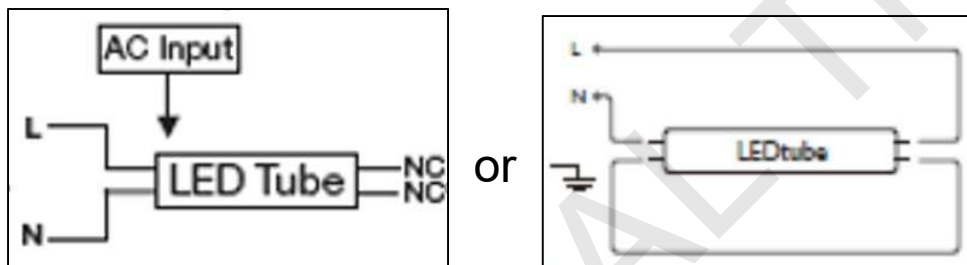
**NOTE:** If a luminaire contains a power factor correction capacitor, it is recommended to remove it from the circuit to maintain power factor >0.9. This should only be carried out by a licensed electrician.

## Installation Guide

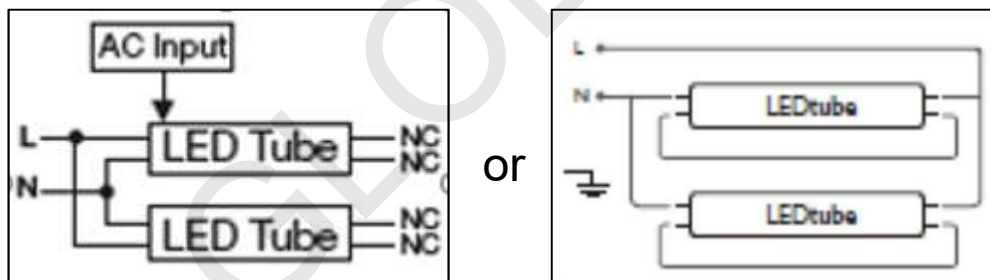
### 2) Installation directly on line voltage

SubstiTUBE® EM Tube may also be driven directly on line voltage. **Please check the L/N markings on the LED tube.** In order to grant a safe operation mode please refer to the installation instructions for further information. Installation must be done by licensed electricians.

#### 2.1) Two different wiring configurations for single tube



#### 2.2) Two different wiring configurations for double tubes.



### 3) Installation of an ECG luminaire with EM tube

**WARNING:** SubstiTUBE® EM Tube is not compatible for use with electronic control gear (ECG). If there is an existing ECG, bypass the ballast and re-wire\* according to “2) Installation directly on line voltage” and diagrams above.

**\*WARNING:** Modifications to the wiring of an existing luminaire must be carried out by qualified personnel only. Any modifications made to the original luminaire will alter the safety aspects of the original luminaire; hence compliance certification of the original luminaire will no longer be applicable to the modified luminaire.

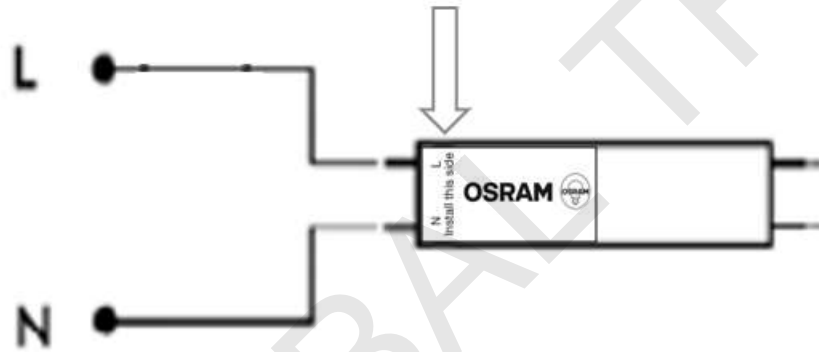
## Installation Guide

---

### CAUTIONS: Installation Instructions for SubstiTUBE® EM T8 LED tube

Connect both line (L) and neutral (N) power to one lampholder as below diagram.

Tube side with the marking “AC input” around the cap should be facing the lampholder with mains connection  
otherwise the lamps will not be functionally ON, and AC line in might short circuit.



## Ordering Guide

Product	EAN-10*	EAN-40**	S-Unit***
ST8A-0.6m-7.3W-840-EM	4058075136410	4058075136427	10X1
ST8A-0.6m-7.3W-865-EM	4058075136434	4058075136441	10X1
ST8A-1.2m-14W-840-EM	4058075136496	4058075136502	10X1
ST8A-1.2m-14W-865-EM	4058075136519	4058075136526	10X1
ST8A-1.5m-20.6W-840-EM	4058075136533	4058075136540	10x1
ST8A-1.5m-20.6W-865-EM	4058075136557	4058075136564	10x1

\* EAN-10: ordering code for single unit

\*\* EAN-40: ordering code for shipping unit

\*\*\* S-Unit: Lamps per shipping unit

## Sales and Technical Support

Sales and technical support is given by the local LEDVANCE subsidiaries.

On our worldwide homepage all LEDVANCE subsidiaries are listed with complete address and phone numbers.

[WWW.ledvance.com](http://WWW.ledvance.com)

[WWW.osram-lamps.com/substitute](http://WWW.osram-lamps.com/substitute)

**LEDVANCE GmbH**

Head Office:

Parkring 33, 85748  
Garching/Munich  
Germany

KPS GLOBAL TRADE CO.,LTD  
19/23 Kanchanapisek3 Laksong Bangkoe Bangkok 10160  
Tel: 097-145-4444,02-101-0491 ,061-445-4963  
Email: info.kps.trade@gmail.com