

SIMPLITZ™ BATTEN



SIMPLITZ™ BATTEN is the LED batten solution replacing conventional battens with 50% energy saving, improved lighting effect, easier installation and enhanced safety. The small initial investment by the most affordable price, the energy-saving by the latest LED technology and the reduced running cost by the maintenance-free reliability further minimize the TCO and payback time. In addition, the leading integral design and the easy installation method highlight the efficiency and safety spirits. It is the ideal option for general lighting in industrial applications like workshops and hypermarkets.

FEATURES**Simple**

- Compact and sleek integral design
- Integrated power supply unit and light source
- Direct replacement to FL industrial battens with better performance

Efficient

- 100lm/W system efficacy, 50% energy saving
- Easy installation, fit-and-forget

Reliable

- 50,000hrs life time, maintenance-free
- Robust Aluminium housing to withstand the industrial environments
- Balanced thermal management

Full options

- Achieve (ACH) type as twin-lamp replacement and Easy (ESY) type as single-lamp replacement
- 4000K and 5700K as standard, 3000K and 6500K upon request

APPLICATION REFERENCE

- Workshop, assembly line
- Hypermarket
- Storage, warehouse
- Loading dock, access area
- Car parks
- Subway

SPECIFICATION

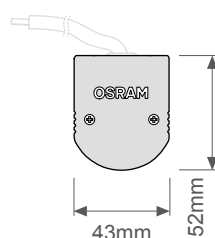
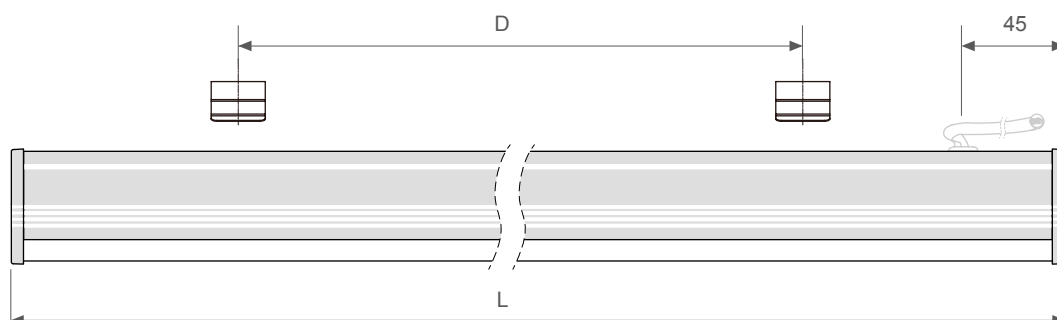
SIMPLITZ™ BATTEN		ACH1200A	ACH0600A	ESY1200A	ESY0600A
Optical	Beam angle	110°			
	CCT*	neutral white 4000K, cool white 5700K			
	Typical** luminous flux	4000lm	2000lm	2000lm	1000lm
	Typical system efficacy	100lm/W			
	SDCM	<4 step			
	CRI	>80			
Electrical	Input voltage	220-240VAC, 50/60Hz			
	Power consumption	40W	20W	20W	10W
	Power factor	0.95			
	Surge protection	1.5kV Line – Neutral, 3kV Line/Neutral – PE			
	Control	instant on/off			
Mechanical	Classification	IP20, Class I			
	Dimension	1200x43x52	600x43x52	1200x43x52	600x43x52
	Weight	0.76kg	0.44kg	0.76kg	0.44kg
	Mounting***	surface mount, suspend mount			
Material	Housing	Aluminium extrusion, silver			
	Diffuser	polycarbonate (PC), opal			
Thermal	Ambient	-25 ... 45°C			
	Storage	-30 ... 85°C			
	Lifetime	50,000hrs@L70, 25°C			
Standard compliance		CB, TISI, CCC			

* 3000K and 6500K are also available upon request

** The typical data of technical parameters can only reflect statistical figures and do not necessarily correspond to the actual parameters of each single product. Actual lumen output can be varied due to many factors like lamp factor of LED, input current/voltage, thermal conditions, optical tolerance, and even measurement tolerance. Therefore the data above is for reference only. If customers have any specific demand on particular parameters, please contact OSRAM sales or marketing staff for advice.

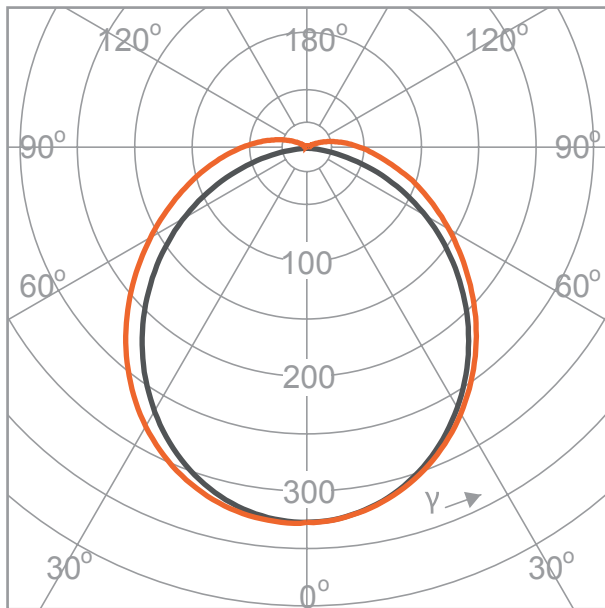
*** The mounting brackets for surface- and suspension-mount included, two bolt sets for surface-mount included, the chain or cable kit for suspension-mount not included.

DIMENSION DRAWINGS



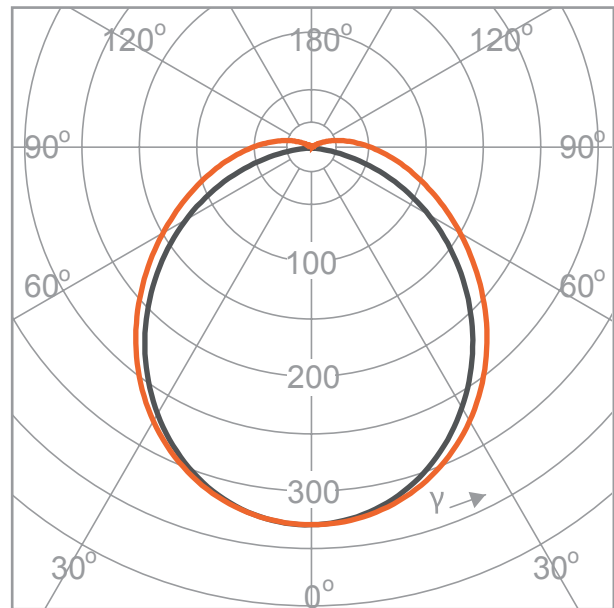
Type	L	D	External cable length
SIMPLITZ BATTEN ACH0600	600mm	400 - 500mm	35cm
SIMPLITZ BATTEN ACH1200	1200mm	700 - 800mm	65cm
SIMPLITZ BATTEN ESY0600	600mm	400 - 500mm	35cm
SIMPLITZ BATTEN ESY1200	1200mm	700 - 800mm	65cm

POLAR DIAGRAMS



cd/1000lm
 — 0.0-180.0° — 90.0-270.0°

SIMPLITZ BATTEN Achieve (ACH)



cd/1000lm
 — 0.0-180.0° — 90.0-270.0°

SIMPLITZ BATTEN Easy (ESY)

ORDERING CODE

Description	Length	Wattage	CCT	IP	Shipping unit	EAN
SIMPLITZ BTN ESY0600A 840	600mm	10W	4000K	IP20	10	4052899241381
SIMPLITZ BTN ESY0600A 857	600mm	10W	5700K	IP20	10	4052899241428
SIMPLITZ BTN ESY1200A 840	1200mm	20W	4000K	IP20	10	4052899241442
SIMPLITZ BTN ESY1200A 857	1200mm	20W	5700K	IP20	10	4052899241466
SIMPLITZ BTN ACH0600A 840	600mm	20W	4000K	IP20	10	4052899241480
SIMPLITZ BTN ACH0600A 857	600mm	20W	5700K	IP20	10	4052899241503
SIMPLITZ BTN ACH1200A 840	1200mm	40W	4000K	IP20	10	4052899241527
SIMPLITZ BTN ACH1200A 857	1200mm	40W	5700K	IP20	10	4052899241541

Replacement mapping:

Description	Performance	Replacement to T8	Replacement to T5
SIMPLITZ BATTEN ACH1200A	4ft, 40W, 4000lm	2x36W	2x28W
SIMPLITZ BATTEN ACH0600A	2ft, 20W, 2000lm	2x18W	2x14W
SIMPLITZ BATTEN ESY1200A	4ft, 20W, 2000lm	1x36W	1x28W
SIMPLITZ BATTEN ESY0600A	2ft, 10W, 1000lm	1x18W	1x14W